






























UIPM XIV BIATHLE WORLD TOUR RANKING - 2015

CATEGORY: YOUTH "F" - Gender: MALE (8 and less) Born: (2007 and over) Distances: Run 200 m + Swim 50 m + Run 200 m.

										Dubai - 1	Cascina - 2	Setubal - 3	Weymouth-4	Batumi - WCh	Kusadasi -ECh				
world rank		BIATHLETE				Athlete				UAE feb 14/16	ITA jun 5/7	POR july 17/19	GBR sept 4/6	GEO sep 16/20	TUR oct 28/nov1				
#	points	pos	SURNAME	first name	B/Y	AGE	UIPM-Code	Flag	NAT	pos	time	pt	pos	time	pt	pos	time	pt	#
1	20	01	LE PELLEY	Logan					GBR	01	5:04.66	20							1
2	20	01	MARCHAND	Trent					RSA						01	2:50.03	20		2
3	20	01	VALENTINI	Nicolo			M041531		ITA		01	2:49.00	20						3
4	17	04	ARCHIBALD	Jayson					RSA						02	2:55.96	17		4
5	17	04	STELLA	Edoardo			M042357		ITA		02	2:51.00	17						5
6	15	06	CARDONE	Giorgio			M042327		ITA		03	3:01.00	15						6
7	15	06	LE ROUX	Ludgen					RSA						03	3:00.69	15		7
8	13	08	MOHAMED	Youssef					EGY						04	3:03.25	13		8
9	11	09	MENSHIKOV	Mikhail					RUS						05	3:03.71	11		9
10	10	10	MOHAMED	Mohamed					EGY						06	3:03.92	10		10
11	09	11	ELMAHDY	Yassin					EGY						07	3:05.56	09		11
12	08	12	QLIBADZE	Nikoloz					GEO						08	3:12.05	08		12
13	07	13	JGARKAVA	Jaba					GEO						09	3:18.22	07		13
14	06	14	ABRAMISHVILI	Giorgi					GEO						10	3:18.43	06		14
15	05	15	BOZHADZE	Nikoloz					GEO						11	3:42.12	05		15


























CATEGORY: YOUTH "E" - Gender: FEMALE (9 and 10 years) Born: (2005 - 2006) Distances: Run 500 m + Swim 50 m + Run 500 m.


										Dubai - 1	Cascina - 2	Setubal - 3	Weymouth-4	Batumi - WCh	Kusadasi -ECh										
		BIATHLETE				Athlete				UAE feb 14/16	ITA jun 5/7	POR july 17/19	GBR sept 4/6	GEO sep 16/20	TUR oct 28/nov1										
#	world rank	pos	SURNAME	first name	B/Y	AGE	UIPM-Code	Flag	NAT	pos	time	pt	pos	time	pt	pos	time	pt	#						
1	53	01	HILLMAN	Harriet	2006	9	W042291		GBR				01	4:40.00	20				01	4:50.90	20	1			
2	45	02	CARTER	Hannah			W042290		GBR				03	4:52.00	15	03	5:12.49	15	03	5:40.93	15	2			
3	40	03	GREGORY	Freya	2005	10	W042515		GBR				01	5:08.27	20	01	5:29.02	20				3			
4	34	04	BARRETT	Macey	2005	10	W042514		GBR				02	5:10.89	17	02	5:30.20	17				4			
5	29	05	BIANCO	Vittoria			W041559		ITA				06	5:05.00	10	06	5:45.18	10	07	6:35.78	09	5			
6	25	06	MARVIN	Kitty			W042293		GBR				02	4:47.00	17				08	6:54.50	08	6			
7	24	07	JOHNSON	Holly			W042292		GBR				04	4:59.00	13				05	5:58.40	11	7			
8	23	08	HAMBACH	Lilli					UAE	02	7:39.67	17							10	5:56.27	06	8			
9	20	09	AMER	Zeina					EGY										01	4:52.65	20	9			
10	20	09	JENKINS	Iona					GBR	01	7:26.67	20										10			
11	19	11	GREGORY	Isla	2005	10	W042516		GBR				07	5:48.01	09	06	6:06.10	10				11			
12	17	12	METWALY	Hams					EGY										02	5:01.41	17	12			
13	17	12	WIELKIEWICZ	Lara	2005	10	W043154		HUN												02	4:56.28	17	13	
14	15	14	DE JAGER	Une					RSA	03	8:50.41	15										14			
15	15	14	ISMAIL	Malak					EGY										03	5:05.81	15	15			
16	15	14	MITEVA	Ralitsa	2005	10	W043322		BUL												03	4:57.77	15	16	
17	13	17	CAMPBELL	Marne					RSA										04	5:08.31	13	17			
18	13	17	COOPER	Melissa	2006	9			GBR				04	5:22.90	13							18			
19	13	17	SHEPITKO	Elizaveta	2005	10	W043313		RUS												04	4:59.67	13	19	
20	13	17	STRYDOM	Jana					RSA	04	8:51.39	13										04	8:51.39	13	20
21	11	21	COSKUN	Defne	2005	10	W043358		TUR												05	5:04.70	11	21	
22	11	21	JOHNS	Miche					RSA										05	5:15.74	11	22			
23	11	21	ROCHA	Bruna	2005	10			POR				05	5:44.88	11							05	5:44.88	11	23
24	11	21	SORBA	Gift					ITA				05	5:04.00	11							05	5:04.00	11	24
25	10	25	IZON	Sophie					GBR										06	5:17.35	10	25			
26	10	25	MAHER	Kirsty	2005	10	W043169		GBR												06	5:13.02	10	26	
27	09	27	OZTEGIL	Bengisu Naz	2005	10	W043354		TUR												07	5:16.27	09	27	
28	09	27	SAZONOVA	Kateryna					UKR										07	5:21.12	09	28			
29	09	27	TARKANYI	Abigel					HUN				07	6:00.00	09							07	6:00.00	09	29
30	08	30	KOPYLOVA	Daria	2005	10	W043266		RUS												08	5:29.71	08	30	
31	08	30	LABADZE	Nino					GEO										08	5:33.37	08	31			
32	08	30	SEBIASTIAO	Sofia	2005	10			POR				08	5:55.02	08						08	5:55.02	08	32	

33	07	33	ABDELKADER	Ola					EGY					09 5:41.72 07		33
34	07	33	CUNHA	Luisa	2006	9			POR			09 5:56.58 07				34
35	07	33	STANTON	Beatrix	2006	9	W041599		GBR						09 5:38.37 07	35
36	07	33	STEVENS	Jessica			W043284		GBR			09 7:20.65 07				36
37	06	37	KRAVTCOVA	Anastasiia	2006	9	W043314		RUS						10 5:38.92 06	37
38	05.5	38	CORREIA DA S	Filipa	2005	10			POR			10 6:14.47 05,5				38
39	05.5	38	IACHIMOVISCHI	Ines	2007	8			POR			10 6:14.47 05,5				39
40	05	40	HASIMOGLU	Emel	2005	10	W043366		TUR						11 5:39.71 05	40
41	05	40	SIVSIVADZE	Elene					GEO					11 6:29.94 05		41
42	04	42	AIRES SA	Francisca	2006	9			POR			12 6:21.49 04				42
43	03	44	SOTTOMAYOR	Benedita Felic	2005	10			POR			13 6:21.59 03				43
44	02	45	MACIOCA	Diana Beatriz	2005	10			POR			14 6:22.46 02				44
45	01	46	ALMEIDA	Rita	2005	10			POR			15 6:23.65 01				45
46	01	46	FROIS	Maria	2006	9			POR			16 6:29.79 01				46
47	01	46	ARAUJO	Laura	2005	10			POR			17 6:35.74 01				47
48	01	46	VALAEVA	Diana	2007	8			RUS			18 6:43.21 01				48
49	01	46	PEDRO	Leonor	2007	8			POR			19 6:55.30 01				49
50	04	42	NIKOLAISHVILI	Salome					GEO					12 7:02.71 04		50

CATEGORY: YOUTH "E" - Gender: MALE (9 and 10 years) Born: (2005 - 2006) Distances: Run 500 m + Swim 50 m + Run 500 m.

										Dubai - 1	Cascina - 2	Setubal - 3	Weymouth-4	Batumi - WCh	Kusadasi -ECh								
		BIATHLETE				Athlete				UAE feb 14/16	ITA jun 5/7	POR july 17/19	GBR sept 4/6	GEO sep 16/20	TUR oct 28/nov1								
#	world rank	points	pos	SURNAME	first name	B/Y	AGE	UIPM-Code	Flag	NAT	pos	time	pt	pos	time	pt	pos	time	pt	#			
1	65	01	ROBINSON	Jamie	2005	10	M042298		GBR				01 4:38.00	20			02 5:24.51	17	08 5:11.18	08	01 4:41.54	20	1
2	42	02	AMOR	Jack	2005	10	M041929		GBR						02 4:59.13	17	03 5:34.64	15	06 5:10.26	10			2
3	40	03	CHILTON	Christo			M042908		GBR								01 5:12.55	20	01 4:56.00	20			3
4	35	04	NUNO BATISTA	Joao	2005	10			POR						01 4:55.87	20			03 5:02.42	15			4
5	27	05	TAYLOR	Rocco			M041927		GBR		04 5:07.00	13					04 5:44.55	13	sf 5:57.22	01			5
6	23	06	Mc ELLIGOTT	Cian					UAE	01 6:55.93	20								13 5:28.84	03			6
7	21	07	CARR	James	2005	10	M042517		GBR						05 5:18.06	11	06 5:48.38	10					7
8	19	08	EVANS	Angus	2005	10	M043166		GBR								08 6:09.40	08			05 4:55.32	11	8
9	19	08	PAPWORTH	Bert	2005	10	M042518		GBR						06 5:22.07	10	07 5:59.39	09					9
10	18	10	GOULD	Charlie					UAE	04 7:35.67	13								11 5:23.35	05			10
11	17	11	DANGERFIELD	Max			M042296		GBR						02 4:48.00	17							11
12	17	11	MAYNE	Dominic					GBR	02 7:18.53	17												12
13	17	11	SHAW	Travis					RSA										02 4:56.72	17			13
14	17	11	VURDUM	Jan Demir	2005	10	M043374		TUR												02 4:46.35	17	14
15	15	15	BUCHANNAN	Ethan					NZL	03 7:29.67	15												15
16	15	15	DA SILVA	Pedro Afonso	2005	10			POR						03 5:02.03	15							16
17	15	15	KARAKUS	Sercan Semih	2005	10	M043367		TUR												03 4:49.16	15	17
18	15	15	MACER	Archie			M042297		GBR		03 4:57.00	15											18
19	13	19	MARTIM R	Salvador	2005	10			POR						04 5:13.79	13							19
20	13	19	PRESTON	Connor					RSA										04 5:04.43	13			20
21	13	19	TOMPOS	Tamas	2005	10	M043156		HUN												04 4:50.62	13	21
22	11	22	IRVINE- SMITH	Micheal					RSA										05 5:09.28	11			22
23	11	22	MAHON	George			M043285		GBR								05 5:45.88	11					23
24	11	22	ROSSI	Giacomo			M042333		ITA						05 5:12.00	11							24
25	11	22	SAUNDERS	Franklyn					GBR	05 8:44.28	11												25
26	10	26	BARENTHALER	Stefan			M041306		AUT						06 5:25.00	10							26
27	10	26	COBB	Josh	2005	10	M041677		GBR												06 4:56.92	10	27
28	09	28	DOMINGOS	Cristovao	2006	09			POR						07 5:44.14	09							28
29	09	28	PANTSKHAVA	Noe					GEO										07 5:10.59	09			29
30	09	28	TOMBS	Tyler	2005	10	M043167		GBR												07 4:58.19	09	30
31	09	28	VALENTINI	Mattia			M041525		ITA						07 6:09.00	09							31
32	08	32	MISZLAI	Martin	2006	09	M043164		HUN												08 5:04.59	08	32

33	08	32	SANTOS	Vasco Alves	2005	10			POR			08 5:59.49 08			33
34	07	34	BOTAS	Miguel	2005	10			POR			09 6:00.98 07			34
35	07	34	CLARK	Anan			M043286		GBR				09 6:50.98 07		35
36	07	34	MOHAMED	Yassin					EGY				09 5:13.46 07		36
37	07	34	OZTURK	Mert	2005	10	M043365		TUR					09 5:05.09 07	37
38	07	34	BUBLYK	Vitalii	2005	10	M043032		UKR				sf 5:48.00 01	10 5:18.47 06	38
39	06	39	BARBOSA	Diogo	2005	10			POR			10 6:21.49 06			39
40	06	39	KOMLADZE	Gogita					GEO				10 5:19.14 06		40
41	05	41	SILVA	Gaspar	2006	09			POR			11 6:21.70 05			41
42	04	42	SOLIMAN	Adam					EGY				12 5:25.65 04		42
43	04	42	ZHYLIN	Antonio	2005	10			POR			12 6:25.65 04			43
44	03	44	ROCHA	Hugo	2007	8			POR			13 6:41.84 03			44
45	02	45	CABOUCO	Afonso	2007	8			POR			14 6:48.15 02			45
46	02	45	BELYAEV	Ilya					RUS				14 5:28.98 02		46
47	01	47	ELOY	Goncalo	2005	10			POR			15 6:48.45 01			47
48	01	47	PITA	Tomas	2005	10			POR			16 7:19.04 01			48
49	01	47	FIGUEIREDO	Joao	2005	10			POR			17 7:26.42 01			49
50	01	47	SURZHNIKOV	Sergey					KAZ				15 5:30.20 01		50
51	01	47	TSATSIASHVILI	Giorgi					GEO				16 5:43.31 01		51
52	01	47	IAKOBIDZE	Giorgi					GEO				sf 5:36.23 01		52
53	01	47	GOGOLADZE	Giorgi					GEO				sf 5:41.08 01		53
54	01	47	PLAKSIN	Dmytro					UKR				sf 5:45.98 01		54
55	01	47	CHAVAN HARSHA	Ajit					IND				sf 5:56.37 01		55
56	01	47	BUCHANAN	Ethan					UAE				sf 6:00.94 01		56
57	01	47	LAVROV	Ivan					RUS				sf 6:07.76 01		57

32	09	32	BUCHANNAN	Sophie					NZL	07 8:59.38 09								32
33	09	32	KUCUK	Nazlican	2003	12	W043340		TUR								07 4:50.26 09	33
34	09	32	LOPES	Sara	2003	12			POR			07 5:07.07 09						34
35	09	32	MALUKA	Ieva					LAT							07 4:52.89 09		35
36	08	36	BLOUNT	Ciara					GBR							08 4:56.46 08		36
37	08	36	SHUMBAKOVA	Diana	2003	12	W043321		BUL								08 4:55.66 08	37
38	07	38	JAMES	Hetty			W042300		GBR	09 4:47.00 07								38
39	07	38	UZUN	Eda	2003	12	W043345		TUR								09 5:03.43 07	39
40	06	40	DOBRONYI	Lilla	2004	11	W043158		HUN								10 5:09.29 06	40
41	06	40	GUSSEY	Georgia	2004	11			GBR			10 5:17.10 06						41
42	05	42	COLWELL	Issy			W043288		GBR				11 6:13.53 05					42
43	05	42	RIABUSHENKO	Anna	2003	12			BLR			12 5:19.33 04			sf 5:19.13 01			43
44	04	44	LOWE	Erika			W042422		IRL				12 6:15.90 04					44
45	03	45	SAZONOVA	Oleksandra					UKR						13 5:06.18 03			45
46	03	45	TOME	Madalena	2003	12			POR			13 5:19.67 03						46
47	02	47	AMOR	Lilly	2004	11			GBR			14 5:30.69 02						47
48	02	47	MALASENOKA	Anastasia					LAT						14 5:07.93 02			48
49	01	49	ABOUBAKR	Hanya					EGY						15 5:10.10 01			49
50	01	49	AMARO	Juliana	2003	12			POR			21 6:42.96 01						50
51	01	49	COSTA G	Juliana	2003	12			POR			17 5:49.82 01						51
52	01	49	COVELL	Elektra	2003	12			GBR			16 5:35.51 01						52
53	01	49	DEMETRASHVILI	Marine					GEO						16 5:18.87 01			53
54	01	49	FIGUEIREDO	Marta	2004	11			POR			20 6:21.58 01						54
55	01	49	NARRA	Vera	2004	11			POR			18 5:56.85 01						55
56	01	49	ROSSAS F	Catarina	2004	11			POR			22 7:00.42 01						56
57	01	49	SAMOUELLE	Tabitha	2003	12			GBR			15 5:31.17 01						57
58	01	49	SILVA	Ines	2003	12			POR			19 6:10.22 01						58
59	01	49	SILVA	Joana	2003	12			POR			23 7:10.84 01						59
60	01	49	VIEIRA	Vitoria M	2004	11			POR			24 7:31.80 01						60
61	01	49	SHVABY	Dariya					UKR						sf 5:11.10 01			61
62	01	49	MOHAMED	Alaa					EGY						sf 5:14.34 01			62
63	01	49	BERIDZE	Tekla					GEO						sf 5:22.69 01			63
64	01	49	KLYMENKO	Yelizaveta					UKR						sf 5:28.23 01			64
65	01	49	VROON	Amanda Lee					RSA						sf 5:31.99 01			65
66	01	49	MOSKVINA	Sophia					RUS						sf 5:36.46 01			66
67	01	49	PANTSKHAVA	Elene					GEO						sf 5:40.29 01			67

32	09	32	GUCHAKOV	Murat					RUS					07 4:43.68 09		32
33	09	32	KOVACS	Zeno	2003	12	M043205		HUN						07 4:33.72 09	33
34	09	32	TALEIGO	Duarte	2003	12			POR				07 4:43.93 09			34
35	09	32	TROVARELLI	Filippo			M042270		ITA			07 4:46.00 09				35
36	09	32	USMANI	Ibrahim Saad					PAK	07 10:23.77 09						36
37	08	37	ABDELHAMID	Omar					EGY						08 4:52.51 08	37
38	08	37	SCHIAVONI	Elio			M042335		ITA			08 4:47.00 08				38
39	08	37	TOMPOS	Zoltan	2003	12	M043161		HUN						08 4:33.96 08	39
40	07	40	COLANTONI	Daniele			M042267		ITA			09 4:47.01 07				40
41	07	40	MARTIN	Shem			M043289		GBR					09 5:42.45 07		41
42	07	40	NIKOLOV	Samuil	2004	11	M043323		BUL						09 4:37.66 07	42
43	07	40	TAYLOR	Luke					RSA					09 4:56.59 07		43
44	06	44	AWADALLA	Saleh					EGY					10 5:00.21 06		44
45	06	44	BARENTHALER	Florian			M041294		AUT			10 4:48.00 06				45
46	06	44	BARRETT	Simon			M042420		IRL					10 5:42.88 06		46
47	06	44	SINIAIKIN	Sviatoslav	2003	12	M043315		RUS						10 4:38.41 06	47
48	06	44	VALAEV	Serafim	2004	11			RUS			10 5:02.55 06				48
49	05	49	BUKHALIN	Semen	2003	12	M043311		RUS						11 4:41.40 05	49
50	05	49	DIAZ GARCIA	Diego					ESP					11 5:03.45 05		50
51	05	49	DOMINA	Emanuele			M042268		ITA			11 4:59.00 05				51
52	05	49	RODRIGUES F	Lourenco	2003	12			POR				11 5:09.43 05			52
53	04	53	CASCALHEIRA	Joao	2003	12			POR				12 5:12.10 04			53
54	04	53	KAHRAMAN	Yigit	2003	12	M043344		TUR						12 4:51.18 04	54
55	04	53	PULICANI	Flavio			M042274		ITA			12 5:06.00 04				55
56	04	53	TELYATNIKOV	Arseniy					RUS					12 5:05.63 04		56
57	03	57	BONSEMBIANTE	Massimo			M042329		ITA			13 5:23.00 03				57
58	03	57	KENTCHUASHVILI	Zurab					GEO					13 5:10.87 03		58
59	03	57	PEDRO GRACA	Joao	2003	12			POR				13 5:14.47 03			59
60	02	60	IACHIMOVSKI	Nicolae	2003	12			POR				14 5:22.24 02			60
61	02	60	PIERGOTTI	Alessio			M042269		ITA			14 5:23.01 02				61
62	02	60	SARISHVILI	Lasha					GEO					14 5:12.77 02		62
63	01	63	AFONSO	Goncalo	2004	11			POR				21 6:16.20 01			63
64	01	63	AGOSTINELLI	Lorenzo			M042273		ITA			15 6:22.00 01				64
65	01	63	DE MATOS	Carlos Manue	2003	12			POR				15 5:30.39 01			65
66	01	63	FRAZAO	Rui	2004	11			POR				19 6:06.63 01			66
67	01	63	GAYBA WIHAN	Johan					RSA					15 5:24.46 01		67
68	01	63	GONCALVES S	Alexandre	2004	11			POR				22 6:26.24 01			68
69	01	63	MIGUEL COELHO	Goncalo	2003	12			POR				20 6:07.18 01			69
70	01	63	PEDRO PEREIRA	Joao	2003	12			POR				18 6:03.22 01			70

71	01	63	SENKO	Artsiom	2004	11			BLR			17 5:53.97 01			71
72	01	63	VIEIRA	Marcos M	2003	12			POR			16 5:34.07 01			72
73	01	63	KASKIRBAEV	Askar					KAZ				sf 5:17.60 01		73
74	01	63	MOHAMED	Seifeldin					EGY				sf 5:19.66 01		74
75	01	63	GOGOLADZE	Luka					GEO				sf 5:22.96 01		75
76	01	63	TSURIASHVILI	Luka					GEO				sf 5:25.32 01		76
77	01	63	YESSENOV	Assylmurat					KAZ				sf 5:25.79 01		77
78	01	63	KHUTSISHVILI	Nicoloz					GEO				sf 5:29.59 01		78
79	01	63	TSINADZE	Luka					GEO				sf 5:38.99 01		79
80	01	63	KALININ	Valery					KAZ				sf 5:41.37 01		80

CATEGORY: YOUTH "C" - Gender: FEMALE (13 and 14 years) Born: (2001 - 2002) Distances: Run 500 m + Swim 100 m + Run 500 m.

										Dubai - 1	Cascina - 2	Setubal - 3	Weymouth-4	Batumi - WCh	Kusadasi -ECh					
										UAE feb 14/16	ITA jun 5/7	POR july 17/19	GBR sept 4/6	GEO sep 16/20	TUR oct 28/nov1					
#	world rank	pos	BIATHLETE			Athlete				pos	time	pt	pos	time	pt	pos	time	pt	#	
	points		SURNAME	first name	B/Y	AGE	UIPM-Code	Flag	NAT											
1	40	01	WILSON	Sarah			W041918		GBR				01 5:13.78	20	01 5:09.00	20			1	
2	34	02	PALMER	Elsa			W041735		GBR				02 5:20.11	17	02 5:11.00	17			2	
3	30	03	MOUNSEY	Connie	2001	14	W041693		GBR			02 5:26.75	17	04 5:44.07	13				3	
4	30	03	NORTHAM	Amy	2002	13	W041907		GBR			05 5:33.95	11	06 5:50.01	10			07 5:36.89	09	4
5	29	05	DEPIERRE	Estelle			W041474		GBR		01 5:02.00	20		07 5:51.84	09					5
6	26	06	LOPES	Margarida	2001	14			POR			01 5:22.24	20		10 5:27.99	06				6
7	26	06	TUSON	Harriet	2002	13	W041912		GBR				05 5:44.29	11				03 5:25.78	15	7
8	20	08	ERDOS	Rita	2002	13	W043163		HUN									01 5:13.06	20	8
9	20	08	GRAY	Jasmine					AUS	01 6:54.45	20									9
10	20	08	RODRIGUES TOMÉ	Maria	2001	14			POR			03 5:32.05	15		11 5:28.62	05				10
11	17	11	AGAZZOTTI	Giorgia					ITA			02 5:05.00	17							11
12	17	11	ILLES	Katrin	2002	13	W043162		HUN									02 5:17.51	17	12
13	17	11	MUTCH	Sophie					GBR	02 7:08.45	17									13
14	16	14	BONCALDO	Silvia	2002	13	W041560		ITA			07 5:24.00	09	09 5:51.35	07					14
15	15	15	HATHERALL	Rachel			W041476		GBR			03 5:10.00	15							15
16	15	15	MCLAUGHLIN	Hannah					GBR	03 7:57.95	15									16
17	15	15	MILLS	Amy			W043290		GBR					03 5:36.35	15					17
18	15	15	SERGEEVA	Lullia					RUS							03 5:14.27	15			18
19	15	15	VALAEVA	Alexandra	2002	13			RUS			04 5:33.48	13		14 5:36.67	02				19
20	14	20	SCHONUNG	Chelsea	2001	14	W042552		GER						15 5:42.12	01	04 5:27.07	13		20
21	13	21	BEUKES	Jessica					RSA						04 5:14.62	13				21
22	13	21	EBERHARD	Katharina	2001	14	W041310		AUT			06 5:23.00	10		sf 5:51.56	01	14 6:06.65	02		22
23	13	21	JENKINS	Ella					GBR	04 8:14.10	13									23
24	13	21	MASELLA	Francesca					ITA			04 5:10.01	13							24
25	11	25	AMER	Mariam					EGY						05 5:17.00	11				25
26	11	25	ESPINOSA	Elena					ESP	05 9:07.47	11									26
27	11	25	IOANNIDES	Fotini	2002	13	W043317		CYP								05 5:33.61	11		27
28	11	25	MONTAGNI	Camilla					ITA			05 5:20.00	11							28
29	10	29	BLOUNT	Emily	2001	14			GBR			07 5:41.60	09		sf 5:49.27	01				29
30	10	29	BOURNE	Ellie					GBR	06 9:31.47	10									30
31	10	29	BOYDEN	Poppy	2001	14			GBR			06 5:39.14	10							31

32	10	29	KEMP	Nadine					RSA					06 5:19.68 10		32
33	10	29	STANTON	Hannah	2001	14	W041611		GBR						06 5:35.60 10	33
34	09	34	GROBLER	Karla					RSA					07 5:20.17 09		34
35	08	35	BAZZANINI	Giulia					ITA		08 5:40.00 08					35
36	08	35	EYUPOGLU	Selin	2001	14	W043353		TUR						08 5:39.43 08	36
37	08	35	GALUKHINA	Ekaterina					RUS					08 5:25.99 08		37
38	08	35	MANSON	Portia	2001	14			GBR			08 5:49.58 08				38
39	08	35	MILLS	Phoebe			W041906		GBR				08 5:53.22 08			39
40	07	40	MARCHETTI	Alessia			W041593		ITA		09 5:57.00 07					40
41	07	40	VOLKOVA	Uliana					RUS					09 5:26.79 07		41
42	07	40	WOODMAN	Isabel	2002	13	W041684		GBR						09 5:41.62 07	42
43	07	40	WRIGHT	Chloe			W043291		GBR				09 6:00.57 07			43
44	06	44	BALOGH	Orsolya	2001	14	W043208		HUN						10 5:41.83 06	44
45	06	44	BLAKE	Crystal			W041898		GBR				10 7:07.28 06			45
46	06	44	FORBES	Leontine	2001	14			GBR			10 6:01.55 06				46
47	05	47	CARRAZEDO	Patricia	2002	13			POR			11 6:17.85 05				47
48	05	47	CESUR	Beyza	2001	14	W043363		TUR						11 5:44.24 05	48
49	05	47	MACHAVARIANI	Natia	2001	14	W043043		GEO					sf 5:57.24 01	12 5:57.10 04	49
50	04	50	BARSHENTCEVA	Polina					RUS					12 5:30.29 04		50
51	04	50	DOMINGUES	Maria	2002	13			POR			12 6:19.79 04				51
52	03	52	ANDERSON	Daisy					GBR					13 5:32.17 03		52
53	03	52	SAGIR	Sevval	2002	13	W043341		TUR						13 5:57.36 03	53
54	03	52	SILVA	Ana Margarida	2002	13			POR			13 6:24.42 03				54
55	02	55	MACHADO	Ana	2001	14			POR			14 6:30.36 02				55
56	01	56	AIRES DE SA	Margarida	2002	13			POR			17 7:26.12 01				56
57	01	56	ALVAREZ	Lorena					ESP					16 5:44.37 01		57
58	01	56	BARROS SOARES	Maria	2001	14			POR			15 6:46.20 01				58
59	01	56	CHIKHORIA	Lika	2001	14	W043085		GEO						16 6:26.87 01	59
60	01	56	COSTA	Catia Alexandr	2002	13			POR			16 6:48.45 01				60
61	01	56	GAGNIDZE	Ketevan	2001	14	W043048		GEO						15 6:16.06 01	61
62	01	56	NAVE	Catarina	2002	13			POR			18 7:30.05 01				62
63	01	56	RAY	Pratyasa					IND					sf 5:49.15 01		63
64	01	56	BRANDT	Sheree					RSA					sf 5:55.16 01		64
65	01	56	OVCHINNIKOVA	Sofya					RUS					sf 5:55.97 01		65
66	01	56	GOGINASHVILI	Rusudan					GEO					sf 5:56.58 01		66
67	01	56	OBERHOLZER	Ju-Ane					NAM					sf 6:02.35 01		67

32	10	31	HANNAM	Shea					GBR					06 4:56.37 10		32
33	10	31	IRALDI	Lorenzo			M042368		ITA		06 5:01.00 10					33
34	09	34	JELLEY	Conor			M041605		GBR				07 7:05.30 09			34
35	09	34	SEMETAY	Gercek	2001	14	M043221		TUR						07 5:37.25 09	35
36	09	34	SMIRNOV	Dmitrii					RUS					07 4:58.07 09		36
37	08	37	FRAZAO	Goncalo	2002	13			POR			08 5:50.00 08				37
38	08	37	KHOBOTILOV	Lurii					RUS					08 4:58.46 08		38
39	08	37	ROBINS	Joseph	2001	14	M042913		GBR						08 5:43.02 08	39
40	07	40	BUBLYK	Danylo	2002	13	M043031		UKR						09 5:46.91 07	40
41	07	40	HARB	Hady					EGY					09 5:04.59 07		41
42	07	40	MONTEIRO R	Daniel	2002	13			POR			09 5:50.94 07				42
43	07	40	PIETRINI	Lorenzo					ITA		09 5:12.00 07					43
44	06	44	ISMAIL	Seifeldeen					EGY					10 5:07.49 06		44
45	06	44	MICHELI	Giorgio			M040838		ITA		10 5:14.00 06					45
46	05	46	CUOZZO	Giacomo			M041580		ITA		11 5:17.00 05					46
47	05	46	PICOTO GARCIA	Pedro	2002	13			POR			11 5:57.12 05				47
48	04	48	CUOZZO	Filippo			M041581		ITA		12 5:23.00 04					48
49	04	48	GONCALVES	Tiago	2002	13			POR			12 6:04.19 04				49
50	03	50	FILIP PEREIRA	Tomas	2002	13			POR			13 6:07.09 03				50
51	03	50	RECCHETTA	Vadim			M042355		ITA		13 5:43.00 03					51
52	02	52	PETRACCI	Gabriele			M041517		ITA		14 5:51.00 02					52
53	01	53	AMIN	Ossama					EGY					sf 5:28.06 01		53
54	01	53	AZEVEDO SILVA	Francisco	2002	13			POR			19 7:30.36 01				54
55	01	53	BAKIROV	Ramzaldin					KAZ					sf 5:29.97 01		55
56	01	53	BENNET	Mathew					RSA					sf 5:28.78 01		56
57	01	53	BRAVO	Tomas	2001	14			POR			15 6:28.37 01				57
58	01	53	DU PLOOY DIVAN	Henry					NAM					sf 5:19.18 01		58
59	01	53	EZIKIAN	Devi					GEO					sf 5:27.97 01		59
60	01	53	FERREIRA G	Fernando	2002	13			POR			21 9:06.74 01				60
61	01	53	FILIP SILVA	Antonio	2001	14			POR			16 6:42.02 01				61
62	01	53	IANGOLENKO	Zakhar					RUS					sf 5:29.77 01		62
63	01	53	JALECA	Manuel	2001	14			POR			18 6:58.86 01				63
64	01	53	MIRZA	Idar					RUS					15 5:22.81 01		64
65	01	53	MUZENDA	Batsirai					RSA					16 5:37.82 01		65
66	01	53	RODRIGUES	Alexandre	2001	14			POR			17 6:53.10 01				66
67	01	53	RODRIGUES VAZ	Rafael	2002	13			POR			20 7:47.77 01				67
68	01	53	TOMAS FERREIRA	Diogo	2002	13			POR			22 9:21.73 01				68

CATEGORY: YOUTH "B" - Gender: FEMALE (15 and 16 years) Born: (1999 - 2000) Distances: Run 1.000 m + Swim 200 m + Run 1,000 m.









										Dubai - 1	Cascina - 2	Setubal - 3	Weymouth-4	Batumi - WCh	Kusadasi -ECh									
										UAE feb 14/16	ITA jun 5/7	POR july 17/19	GBR sept 4/6	GEO sept 16/20	TUR oct 28/nov1									
#	world rank	pos	BIATHLETE		B/Y	AGE	Athlete			pos	time	pt	pos	time	pt	pos	time	pt	#					
	points		SURNAME	first name			UIPM-Code	Flag	NAT															
1	53	01	HARLAND-FAIRW	Lilyella	2000	15	W042306		GBR				03 09:48.00	15	06 10:25.28	10	05 10:48.51	11	11 10:30.25	05	02 10:48.91	17	1	
2	45	02	SUTTON	Jessica	2000	15	W041483		GBR	02 13:08.83	17	07 10:43.00	09	08 10:42.30	08	08 11:26.90	08				05 11:16.58	11	2	
3	38	03	TOLLEY	Elizabeth	2000	15	W041484		GBR				04 10:17.15	13	03 10:42.01	15	06 10:14.37	10					3	
4	27	04	CUMMINS	Stephanie	2000	15	W042531		GBR				02 09:56.06	17	06 10:55.73	10							4	
5	20	05	ROMANO	Giada			W041597		ITA			01 09:23.00	20										5	
6	20	05	WHITEY	Alexandra	1999	16			GBR				01 09:42.57	20									6	
7	20	05	ABDELMAKSOUD	Salma					EGY								01 09:51.07	20					7	
8	20	05	WOSIKA	Caitlan			W041702		GBR						01 10:04.96	20							8	
9	20	05	PRICE	Kizzie					GBR	01 12:12.59	20												9	
10	20	05	PAPOLCZI	Emilia	2000	15	W043206		HUN													01 10:47.44	20	10
11	17	11	MANNING	Jessica			W042307		GBR			02 09:45.00	17										11	
12	17	11	VILJOEN	Mizan					RSA								02 09:56.65	17					12	
13	17	11	GOWERS	Zoe			W041257		GBR						02 10:10.60	17							13	
14	16	14	SMITHFIELD	Mollie					UAE	03 14:34.83	15							17 11:12.59	01				14	
15	16	14	MIRANDA	Joana Beatriz	2000	15			POR				03 10:02.29	15			15 11:01.48	01					15	
16	15	16	VROON	Kelly Anne					RSA								03 10:03.31	15					16	
17	15	16	LIVINGSTONE	Emma	2000	15	W041481		GBR				07 10:32.15	09	10 11:41.15	06							17	
18	15	16	POLAT	Elif	2000	15	W043349		TUR													03 10:55.91	15	18
19	14	19	MANSON	Olivia	1999	16			GBR				05 10:20.34	11			13 10:42.48	03					19	
20	14	19	DEANS	Gemma					UAE	04 16:50.08	13						19 12:49.15	01					20	
21	13	21	MERCURI	Maria Beatrice			W040843		ITA			04 09:50.00	13										21	
22	13	21	NOVIKOVA	Viktoriia					RUS								04 10:05.04	13					22	
23	13	21	COULSON	Emily			W043293		GBR						04 10:46.20	13							23	
24	13	21	IOANNOU	Christina	2000	15	W043318		CYP												04 11:06.91	13	24	
25	12	25	LANKESTER	Maddy					UAE	05 19:22.09	11						20 14:16.16	01					25	
26	11	26	COOPER	India			W041487		GBR			05 10:06.00	11										26	
27	11	26	VAN DER MERWE	Zelda					RSA								05 10:09.82	11					27	
28	11	26	BARRUI	Sara			W042369		ITA			09 11:37.00	07	12 11:32.76	04								28	
29	10	29	BALCOMBE	Kimberley			W042305		GBR			06 10:28.00	10										29	
30	10	29	USMANI	Neha Fatimah					PAK	06 21:57.59	10												30	
31	10	29	CARNERO HERES	Claudia	2000	15	W040046		ESP												06 11:24.35	10	31	

32	09	32	HAYS	Coral					KEN					07 10:15.71 09		32
33	09	32	RICHARDSON	Abigail			W043294		GBR				07 11:06.21 09			33
34	09	32	SIMAY	Tukus	2000	15	W041635		TUR						07 11:39.15 09	34
35	08	35	TSAREGORODSKAYA	Maria					RUS					08 10:18.79 08		35
36	08	35	MARIANI	Federica			W041521		ITA		08 11:22.00 08					36
37	08	35	DENIZ	Lara	2000	15	W043351		TUR						08 11:42.66 08	37
38	07	38	SUTRINA	Daria					RUS					09 10:23.19 07		38
39	07	38	CORREIA	Mariana Isabe	2000	15			POR			09 10:46.96 07				39
40	07	38	HUGHES	Kara			W043295		GBR				09 11:32.80 07			40
41	07	38	AKDUMAN	Busra	2000	15	W043364		TUR						09 12:00.18 07	41
42	06	42	ABDELHAFEZ	Nada					EGY					10 10:26.52 06		42
43	06	42	DIAS	Raquel Maria	2000	15			POR			10 10:59.27 06				43
44	05	44	MARREIROS	Ana	2000	15			POR			11 11:08.35 05				44
45	04	45	VALAEVA	Arina					RUS					12 10:31.61 04		45
46	03	46	CASCALHEIRA	Catarina	1999	16			POR			13 14:13.32 03				46
47	02	47	LOWE	Olivia					GBR					14 10:46.49 02		47
48	01	48	TCHITADZE	Kristina					GEO					16 11:10.89 01		48
49	01	48	SCHRETTNER	Anja					AUT					18 11:47.04 01		49

























32	09	30	GROMADSKII	Egor					RUS					07 09:12.05 09		32
33	08	33	BENEDETTI	Fabio			M041589		ITA		08 09:45.00 08					33
34	08	33	FABIAO	Goncalo	1999	16			POR			08 09:42.45 08				34
35	08	33	KHIJAKADZE	Gaga					GEO				08 09:17.58 08			35
36	07	36	MAGRAKVELIDZE	Davit					GEO				09 09:20.97 07			36
37	07	36	PETRICCA	Lorenzo			M041534		ITA		09 09:49.00 07					37
38	07	36	TURNER	Jack	2000	15			GBR			09 09:52.34 07				38
39	06	39	CHELMAKIN	Vladimir					RUS				10 09:23.64 06			39
40	06	39	VENTURELLI	Riccardo			M041578		ITA		10 09:53.00 06					40
41	05	41	GRES	Vladislav					RUS				11 09:24.43 05			41
42	05	41	LOMAKIN	Yegor	2000	15			KAZ			11 09:58.06 05				42
43	05	41	SCHAUER	Moritz			M041556		AUT		11 11:15.00 05					43
44	04	44	BAIZHENOV	Galymzhan					KAZ				12 09:28.07 04			44
45	04	44	SAMOUELLE	Charlie	2000	15			GBR			12 10:01.77 04				45
46	03	46	MENDES	Rafael	2000	15			POR			13 10:05.06 03				46
47	02	47	VINNICHAK	Uladzislau	2000	15			BLR			14 10:15.46 02				47
48	01	48	AMELIN	Nikita					KAZ				sf 10:37.82 01			48
49	01	48	BAWDEN	Thomas	1999	16			GBR			15 10:31.65 01				49
50	01	48	BUBLYK	Alexandr					UKR				sf 10:01.64 01			50
51	01	48	CHAPHEKAR MA	Vaibhav					IND				sf 10:04.12 01			51
52	01	48	DALAVI ABHINAN	Tanaji					IND				sf 10:47.34 01			52
53	01	48	KATSITADZE	Nika					GEO				sf 09:52.57 01			53
54	01	48	LOPES	David	1999	16			POR			16 10:41.94 01				54
55	01	48	MADUREIRA	Ricardo	2000	15			POR			18 11:21.71 01				55
56	01	48	MARTINS PITA	Leonardo	2000	15			POR			17 10:48.17 01				56
57	01	48	NELL	Dewald					NAM				sf 10:34.55 01			57
58	01	48	RODRIGUES	Gaspar	2000	15			POR			19 11:48.39 01				58
59	01	48	SALLIS	Michael					GBR				15 09:50.20 01			59
60	01	48	SOLOVEV	Denis					RUS				sf 10:35.16 01			60
61	01	48	TABATADZE	Saba					GEO				16 10:00.19 01			61

CATEGORY: YOUTH "A" - Gender: FEMALE (17 and 18 years) Born: (1997 - 1998) Distances: Run 1.500 m + Swim 200 m + Run 1,500 m.

										Dubai - 1	Cascina - 2	Setubal - 3	Weymouth-4	Batumi - WCh	Kusadasi -ECh							
world rank			BIATHLETE				Athlete			UAE feb 14/16	ITA jun 5/7	POR july 17/19	GBR sept 4/6	GEO sept 16/20	TUR oct 28/nov1							
#	points	pos	SURNAME	first name	B/Y	AGE	UIPM-Code	Flag	NAT	pos	time	pt	pos	time	pt	pos	time	pt	pos	time	pt	#
1	60	01	OFFORD	Kate	1998	17	W042536		GBR				01 14:23.59	20	01 14:38.96	20			01 15:34.90	20		1
2	22	02	KEMP	Georgina	1998	17			GBR				02 15:07.19	17			11 16:39.35	05				2
3	20	03	ROMANO	Marika			W041596		ITA		01 13:07.00	20										3
4	20	03	SUKHINSKAIA	Irina					RUS							01 13:42.17	20					4
5	17	05	HANNAM	Georgia					GBR							02 13:56.14	17					5
6	17	05	OZDIL	Sinem	1998	17	W043357		TUR										02 16:01.57	17		6
7	15	07	ABOUBAKR	Sondos					EGY								03 14:18.20	15				7
8	15	07	KENAR	Gamze	1998	17	W042226		TUR										03 16:25.39	15		8
9	15	07	MIKHADZIUK	Natallia	1998	17			BLR				03 15:27.94	15								9
10	13	10	DOGAN	Dila Sevin	1998	17	W042225		TUR										04 16:41.96	13		10
11	13	10	LANE	Georgie	1998	17			GBR				04 16:13.73	13								11
12	13	10	VAN DER WEST	Caelin					RSA							04 14:25.76	13					12
13	11	13	HELBIG	Tinette	1998	17	W040298		AUT										05 18:27.04	11		13
14	11	13	ROMAO	Joana	1998	17			POR				05 21:04.65	11								14
15	11	13	SABYRBAIKYZY	Yerkezhan					KAZ							05 15:05.85	11					15
16	10	16	ANANYEVA	Sulamif					KAZ							06 15:13.61	10					16
17	09	17	UNDILASHVILI	Elene					GEO							07 15:23.71	09					17
18	08	18	BOSTASHVILI	Teona					GEO							08 15:24.04	08					18
19	07	19	VILJOEN	Charne					RSA							09 15:48.00	07					19
20	06	20	ORUMBKOVA	Fariza					KAZ							10 15:49.00	06					20
21	04	21	BELOVA	Oksana					GEO							12 19:47.00	04					21
22	03	22	DE SOUZA	Clarissa E					IND							13 20:10.52	03					22











33	04	33	VASHAKIDZE	Akaki					GEO					12 13:33.55 04		33
34	03	34	BOKERIA	David					GEO					13 13:36.00 03		34
35	02	35	GOGICHASHVILI	Aleksandre					GEO					14 13:56.49 02		35
36	02	35	VIEIRA	Joao Diogo	1997	18			POR			14 14:32.78 02				36
37	01	37	CHANDRA	Shikhar					IND					15 13:58.56 01		37
38	01	37	SOXOMONYAN	Gagik					ARM					16 14:16.40 01		38
39	01	37	BERIA	Irakli					GEO					17 14:22.90 01		39
40	01	37	MANUKYAN	Abel					ARM					19 14:34.04 01		40
41	01	37	DA SILVA	Francisco M	1998	17			POR			15 15:12.98 01				41
42	01	37	SANTOS	Ruben	1997	18			POR			16 15:13.68 01				42

CATEGORY: "JUNIOR" - Gender: MALE (19 -20 and 21) Born: (1994-1995 and 1996) Distances: Run 1,500 m + Swim 200 m + Run 1,500 m.




										Dubai - 1	Cascina - 2	Setubal - 3	Weymouth-4	Batumi - WCh	Kusadasi -ECh										
world rank			BIATHLETE					Athlete			UAE feb 14/16	ITA jun 5/7	POR july 17/19	GBR sept 4/6	GEO sept 16/20	TUR oct 28/nov1									
#	points	pos	SURNAME	first name	B/Y	AGE	UIPM-Code	Flag	NAT	pos	time	pt	pos	time	pt	pos	time	pt	pos	time	pt	#			
1	40	01	MODERNO	Edi	1995	20			POR				01	12:29.52	20				01	12:17.00	20		1		
2	34	02	LOPES	Luis Carlos	1996	19			POR				02	12:40.92	17				02	12:22.35	17		2		
3	28	03	WEIGHTMAN	Adam			M041620		GBR							01	12:35.91	20	08	13:02.00	08		3		
4	20	04	TAPIA	Timoteo			M040720		ARG				01	13:30.00	20								4		
5	20	04	GIBBONS	Benedic					GBR	01	22:02.53	20											5		
6	20	04	MUTLU	Ali	1995	20	M043375		TUR													01	13:20.32	20	6
7	18	07	CALAHORRA	Javier	1995	20	M040927		ESP										11	14:45.26	05	04	15:10.51	13	7
8	17	08	TOVKAI	Oleksandr	1996	19	M041405		UKR													02	13:57.18	17	8
9	15	09	GLAVATSKIKH	Danila					RUS											03	12:22.81	15			9
10	15	09	SANTOS	Nuno	1996	19			POR				03	13:38.53	15									10	
11	15	09	EKIN	Canberk Hulu	1994	21	M041502		TUR													03	14:31.63	15	11
12	13	12	KALETIN	Nikita					RUS											04	12:37.54	13			12
13	13	12	VALIDO	Pedro	1996	19			POR				04	13:57.61	13										13
14	11	14	SVECHOTA	Lukas					CZE										05	12:40.41	11				14
15	11	14	HARRIS	Chris	1996	19			GBR				05	14:09.96	11										15
16	11	14	TEKIN	Muzaffer	1994	21	M043346		TUR													05	18:05.31	11	16
17	10	17	OSTROMOGOLSKIY	Leonid					RUS											06	12:48.92	10			17
18	10	17	FERREIRA DA C	Francisco	1996	19			POR				06	15:02.39	10										18
19	09	19	SUKHAREV	Vladislav					KAZ											07	12:54.33	09			19
20	09	19	MARQUES	Joao	1996	19			POR				07	15:18.46	09										20
21	07	21	JARASHNELI	Giorgi					GEO											09	13:43.57	07			21
22	06	22	TANDASHVILI	Giorgi					GEO											10	13:49.42	06			22
23	04	23	KOBAKHIDZE	Temur					GEO											12	15:27.27	04			23
24	03	24	DIRISENA	Rakesh					IND											13	16:43.95	03			24

CATEGORY: "SENIOR" - Gender: FEMALE (22 and +) Born: (1993 and --) Distances: Run 1,500 m + Swim 200 m + Run 1,500 m.

									Dubai - 1	Cascina - 2	Setubal - 3	Weymouth-4	Batumi - WCh	Kusadasi -ECh													
world rank			BIATHLETE						Athlete		UAE feb 14/16	ITA jun 5/7	POR july 17/19	GBR sept 4/6	GEO sept 16/20	TUR oct 28/nov1											
#	points	pos	SURNAME	first name	B/Y	AGE	UIPM-Code	Flag	NAT	pos	time	pt	pos	time	pt	pos	time	pt	pos	time	pt	#					
1	80	01	JONES	Rachel	1970	45	W002323		GBR	01	17:16.90	20	01	13:37.00	20	01	14:15.59	20		04	15:06.00	13	01	15:19.03	20	1	
2	25	02	WELLHAM	Kathy	1979	36	W041490		GBR												06	15:36.00	10	03	16:33.09	15	2
3	24	03	BALLARD-Tremeer	Kieran					UAE	02	21:06.66	17									09	20:21.86	07				3
4	21	04	WALDNER	Nina	1992	23	W038077		AUT												08	17:10.01	08	04	17:47.02	13	4
5	20	05	TAMASAUSKAITE	Aurelija					LTU												01	14:08.00	20				5
6	17	06	SCHWULST	Cindy					RSA												02	14:28.00	17				6
7	17	06	CESARINI	Clara Maria			W002720		ITA				02	14:13.00	17												7
8	17	06	COUTINHO	Filipa	1990	25			POR							02	17:30.37	17									8
9	17	06	ROWLEY	Nicola	1987	28	W002525		GBR															02	15:46.46	17	9
10	15	10	RICHARD	Carina Teresa					RSA												03	14:57.00	15				10
11	15	10	MANCINI	Alessia			W001686		ITA				03	15:10.00	15												11
12	15	10	BEATO	Margarida	1993	22			POR							03	19:13.31	15									12
13	15	10	OHRTMANN	Emilia					GER	03	24:41.90	15															13
14	13	14	VALE	Susana	1977	38			POR							04	21:06.96	13									14
15	11	15	PRIBYLOVA	Eliska					CZE												05	15:26.00	11				15
16	11	15	CICEK	Burcin	1992	23	W043376		TUR															05	23:40.37	11	16
17	10	17	PAPAK	Feyza	1984	31	W043370		TUR															06	28:06.73	10	17
18	09	18	BIACHUEVA	Natalia					GEO												07	16:00.00	09				18
19	06	19	KAPANADZE	Lela					GEO												10	22:23.00	06				19
20	05	20	KAKHIASHVILI	Marine					GEO												11	23:40.00	05				20

32	05	32	AMANDIO	Julio	1979	36			POR			11 14:53.99 05			32
33	05	32	MARGARYAN	Andranik					ARM				11 13:40.31 05		33
34	05	32	STRYDOM	Coenie					RSA	11 23:07.73 05					34
35	04	35	ABDULGHANI	Ahmed					UAE	12 23:50.53 04					35
36	04	35	FAJARDO	Sergio	1982	33			POR			12 15:01.65 04			36
37	04	35	RURUA	Nika					GEO				12 14:05.26 04		37
38	03	38	GIBBONS	Robbie					GBR	13 23:50.78 03					38
39	03	38	PINA	Hugo Miguel	1981	34			POR			13 15:23.46 03			39
40	03	38	SANADZE	Mikheili					GEO				13 14:32.00 03		40
41	02	41	MAMEDOV	Samir					GEO				14 14:41.65 02		41
42	02	41	PATIL	Hardik					IND	14 26:55.28 02					42
43	02	41	SOUSA	Antonio	1976	39			POR			14 15:51.40 02			43
44	01	44	LENGER	James					USA				15 15:07.37 01		44
45	01	44	FALEIRO	Fernando	1977	38			POR			16 16:31.07 01			45
46	01	44	GUERREIRO	Jose	1977	38			POR			15 16:15.49 01			46
47	01	44	MOGHARBEL	Tarek					LBA	16 27:24.03 01					47
48	01	44	SALEM	Ahmed					EGY	15 27:03.53 01					48






MASTER "B" - Gender: FEMALE (50 / 59) Born: (1956/ 1965) Distances: Run 1,000 m + Swim 100 m + Run 1,000 m.

									Dubai - 1	Cascina - 2	Setubal - 3	Weymouth-4	Batumi - WCh	Kusadasi -ECh											
world rank			BIATHLETE						UAE feb 14/16	ITA jun 5/7	POR july 17/19	GBR sept 4/6	GEO sept 16/20	TUR oct 28/nov1											
#	points	pos	SURNAME	first name	B/Y	AGE	UIPM-Code	Flag	NAT	pos	time	pt	pos	time	pt	pos	time	pt	pos	time	pt	#			
1	60	01	OETTINGER	Barbara	1964	51	W040997		GER				01	11:23.00	20				01	11:25.00	20	01	12:35.61	20	1
2	20	02	TUSON	Caroline			W043296		GBR							01	13:07.83	20						2	
3	17	03	LOUW	Anita					RSA										02	11:27.00	17			3	














MASTER "B" - Gender: MALE (50 / 59) Born: (1956 / 1965) Distances: Run 1,000 m + Swim 100 m + Run 1,000 m.

									Dubai - 1	Cascina - 2	Setubal - 3	Weymouth-4	Batumi - WCh	Kusadasi -ECh																
world rank			BIATHLETE						Athlete	UAE feb 14/16	ITA jun 5/7	POR july 17/19	GBR sept 4/6	GEO sept 16/20	TUR oct 28/nov1															
#	points	pos	SURNAME	first name	B/Y	AGE	UIPM-Code	Flag	NAT	pos	time	pt	pos	time	pt	pos	time	pt	pos	time	pt	#								
1	72	01	KUCK	Hans-Joerg	1961	54	M002388		GER	01	11:48.91	20	02	09:52.00	17			01	10:30.19	20			03	10:57.96	15	1				
2	45	02	WALDNER	Manfred	1963	52	M041325		AUT				01	08:54.00	20								08	09:27.21	08	02	10:00.37	17	2	
3	37	03	CARNERO	Alonso	1964	51	M040044		ESP														02	08:37.01	17	01	09:33.18	20	3	
4	20	04	AIVAREZ FERNANDEZ	Manuel Jose	1959	56	M041008		ESP														09	09:38.06	07	04	12:15.08	13	4	
5	20	04	LOPES	Joao	1958	57			POR						01	09:44.64	20												5	
6	20	04	OEHLEY DEREK	John					RSA														01	08:35.53	20				6	
7	17	07	COLWELL	Matt			M043299		GBR													02	10:58.31	17					7	
8	17	07	PRICE	Andy					GBR	02	12:16.91	17																	8	
9	17	07	SILVA	Joao	1963	52			POR						02	10:32.71	17												9	
10	15	10	BENUZZI	Giulio			M042331		ITA				03	10:53.00	15														10	
11	15	10	SCHLECHTER	Marius-Hugo					RSA														03	08:50.86	15				11	
12	15	10	TEIXEIRA	Joao	1961	54			POR						03	12:19.58	15												12	
13	15	10	TILLON	Stephane					FRA	03	13:20.41	15																	13	
14	13	14	CARDOTE	Antonio	1962	53			POR						04	13:03.43	13												14	
15	13	14	DIAZ GONZALEZ	Gregorio					ESP														04	09:04.60	13				15	
16	13	14	GIBBONS	Nigel					GBR	04	15:06.66	13																	16	
17	11	17	AYTAC	Ismail	1964	51	M043332		TUR																		05	12:18.66	11	17
18	11	17	GUEDELHA	Joaquim	1965	50			POR						05	15:04.53	11												18	
19	11	17	MERIEAU	Christian					SUI	05	46:43.13	11																	19	
20	11	17	PALMER	Mark					GBR														05	09:04.98	11				20	
21	10	21	ANLI	Rahmi Ertan	1962	53	M043360		TUR																	06	14:16.26	10	21	
22	10	21	LUFF	Steve					GBR														06	09:08.56	10				22	
23	09	23	FERNANDEZ LOPEZ	Angel	1955	60	M041023		ESP																	07	15:10.49	09	23	
24	09	23	WALLACE	Richard					GBR														07	09:24.95	09				24	





MASTER "C" - Gender: FEMALE (60 / 69) Born: (1946 / 1955) Distances: Run 1,000 m + Swim 100 m + Run 1,000 m.

									Dubai - 1	Cascina - 2	Setubal - 3	Weymouth-4	Batumi - WCh	Kusadasi -ECh		
world rank			BIATHLETE				Athlete			UAE feb 14/16	ITA jun 5/7	POR july 17/19	GBR sept 4/6	GEO sept 16/20	TUR oct 28/nov1	
#	points	pos	SURNAME	first name	B/Y	AGE	UIPM-Code	Flag	NAT	pos time pt	pos time pt	pos time pt	pos time pt	pos time pt	pos time pt	#
1	80	01	COLLETT	Mary			W041492		GBR	01 14:36.92 20	01 11:35.00 20		01 12:39.48 20	01 11:57.00 20		1
2	67	02	SMITH	Margaret	1951	64	W002336		GBR		02 14:52.00 17	01 15:41.10 20	02 14:58.71 17	04 13:46.00 13		2
3	61	03	CLARKSON	Suzanne	1955	60	W037091		GBR		03 15:37.00 15		03 17:10.53 15	05 15:52.04 11	01 17:22.47 20	3
4	32	04	GRIESSEL	Agnes					RSA	02 17:30.68 17				03 13:22.33 15		4
5	17	05	LEAN SEE FREUND	Emily					GER					02 12:31.76 17		5

CATEGORY: MASTER "C" - Gender: MALE (60 / 69) Born: (1946 / 1955) Distances: Run 1,000 m + Swim 100 m + Run 1,000 m.

									Dubai - 1	Cascina - 2	Setubal - 3	Weymouth-4	Batumi - WCh	Kusadasi -ECh												
world rank			BIATHLETE				Athlete			UAE feb 14/16	ITA jun 5/7	POR july 17/19	GBR sept 4/6	GEO sept 16/20	TUR oct 28/nov1											
#	points	pos	SURNAME	first name	B/Y	AGE	UIPM-Code	Flag	NAT	pos	time	pt	pos	time	pt	pos	time	pt	pos	time	pt	#				
1	55	01	TOHERMES	Dr Kurt			M037696		GER	01	13:01.91	20	01	10:14.00	20					03	10:27.57	15	1			
2	27	02	ORTIZ de GUINEA	Miguel	1949	66	M041006		ESP											06	13:10.56	10	02	13:42.00	17	2
3	20	03	JAPARIDZE	Zurab					GEO											01	09:54.39	20				3
4	20	03	HILL	John			M002308		GBR					01	10:34.62	20									4	
5	20	03	CAMACHO	Eusebio	1954	61			POR				01	12:15.48	20										5	
6	20	03	TUNA	Halil	1948	67	M043350		TUR														01	13:18.32	20	6
7	17	07	WINDT	Johan					RSA											02	09:59.43	17				7
8	17	07	MANNING	David			M042316		GBR				02	10:55.00	17											8
9	17	07	DIKER	Uwe					GER	02	14:02.41	17														9
10	15	10	OZDEMIR	Yavuz	1955	60	M043355		TUR														03	16:10.52	15	10
11	13	11	VOSKANIAN	Sergo					GEO											04	11:11.59	13				11
12	11	12	KORBMACHER	Bernhard					GER											05	11:30.14	11				12
13	09	13	STRAKELJAHN	Jurgen					GER											07	15:47.19	09				13

MASTER "D" - Gender: MALE (70 and above) Born: (1945 and below) Distances: Run 500 m + Swim 100 m + Run 500 m.

									Dubai - 1	Cascina - 2	Setubal - 3	Weymouth-4	Batumi - WCh	Kusadasi -ECh		
world rank			BIATHLETE						Athlete		UAE feb 14/16	ITA jun 5/7	POR july 17/19	GBR sept 4/6	GEO sept 16/20	TUR oct 28/nov1
#	points	pos	SURNAME	first name	B/Y	AGE	UIPM-Code	Flag	NAT	pos time pt	pos time pt	pos time pt	pos time pt	pos time pt	pos time pt	#
1	75	01	COLLET	Peter			M041497		GBR	01 14:32.91 20	01 10:23.00 20		01 12:16.59 20	03 12:51.86 15		1
2	20	02	HARROP-ALLIN	Anton					RSA					01 07:35.54 20		2
3	20	02	UCKARISOGLU	Haluk	1945	70	M043337		TUR						01 09:21.22 20	3
4	17	04	GARDEN	Bob					RSA					02 08:05.32 17		4